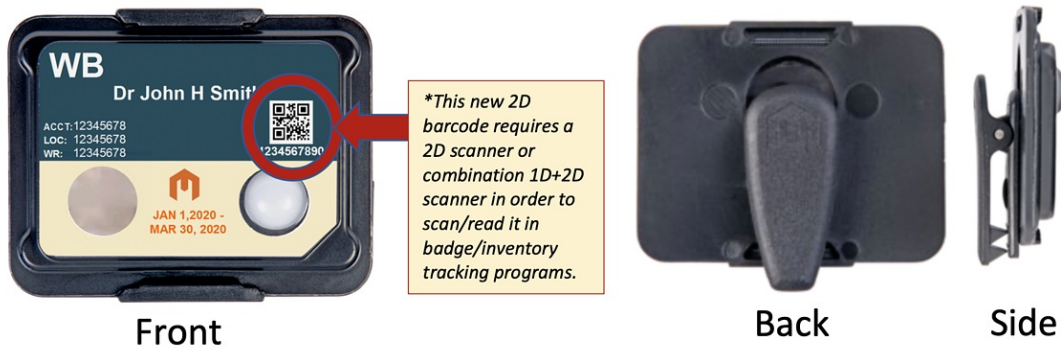




Genesis Ultra TLD-BP

Beginning January 1, 2022 Mirion Technologies no longer manufactures or maintains the Genesis Ultra TLD badge. All current users of the Genesis Ultra TLD, will be transitioned to the new TLD-BP badge, pictured below.



You should have received or will soon receive your first set of 2022 badges. To avoid unreturned badge charges, make sure to send all 4th quarter 2021 badges in for processing once 1st quarter 2022 badges are received.

All aspects of your dosimetry service will remain unaffected. Once you receive the new TLD-BP badges, the changes will be reflected on your account, wearer dose records, and invoices.

Just like the Genesis Ultra TLD dosimeter, the Genesis Ultra TLD-BP badge measures beta, X-ray, and neutron radiation, and the technical specifications remain unchanged.

The TLD-BP allows you to keep and reuse the holder and clip, and return only the Blister Pack for processing. **Instructions for shipping are pictured below** or you can [click here](#) for additional information.

When returning your badges, please remember that [Mirion's Dosimetry Services Division in Irvine, CA has relocated manufacturing and dose operations to Mirion's Oak Ridge, TN manufacturing facility.](#)

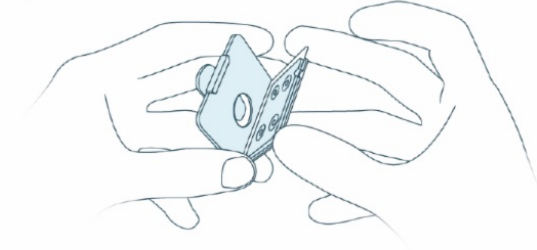
If you have any other questions contact JoAnne@suntrac.com or SarahB@suntrac.com, or call 281-338-2133.

When you receive your new TLD-BP dosimeter, follow these instructions to assemble your blister pack and back holder/clip.

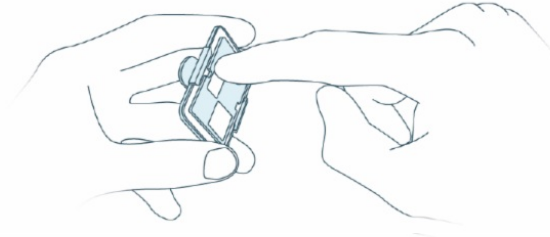


Assembly Insert new blister pack for next wear period.

- 1 Place the lower part of the clear plastic Blister Pack into the black holder.

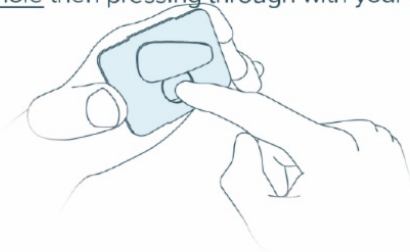


- 2 Press the top of the Blister Pack towards the holder until it snaps into place.

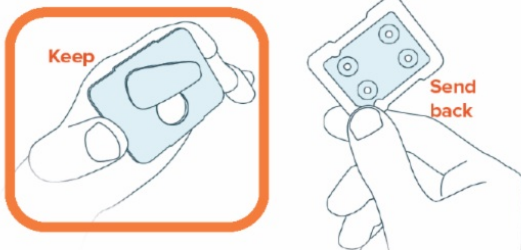


Disassembly Remove old Blister Pack (end of wear period) for processing.

- 1 Remove the Blister Pack by turning the clip (on the back of the holder) to expose the hole then pressing through with your finger.



- 2 **Keep the black holder** and return the plastic Blister Pack for processing.



At the end of your wear period, follow these instructions to disassemble the blister pack from the reusable holder/clip.



REMEMBER to keep the back holder and clip to reuse with your next blister pack.

Suntrac also offers sealed source leak testing, meter calibration, repair and sales, personnel radiation monitoring (dosimetry), and radiation safety training. Please visit www.suntrac.com for more information on additional services, or give us a call at 281-

338-2133.